

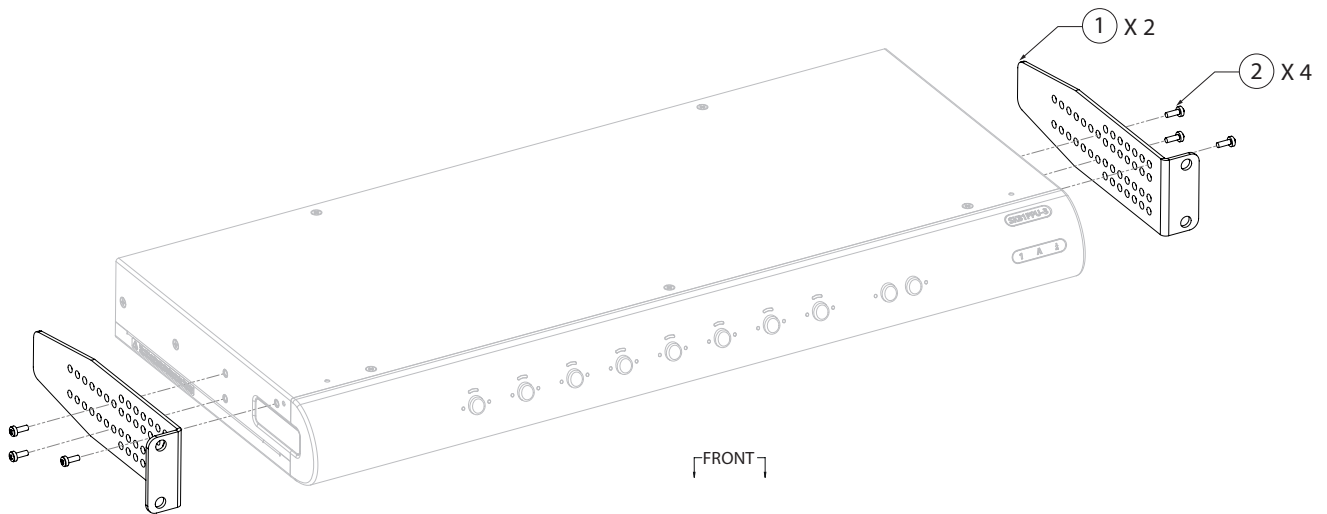
Installation Instructions

Universal 1U Rack Mount for 8P Single-Head

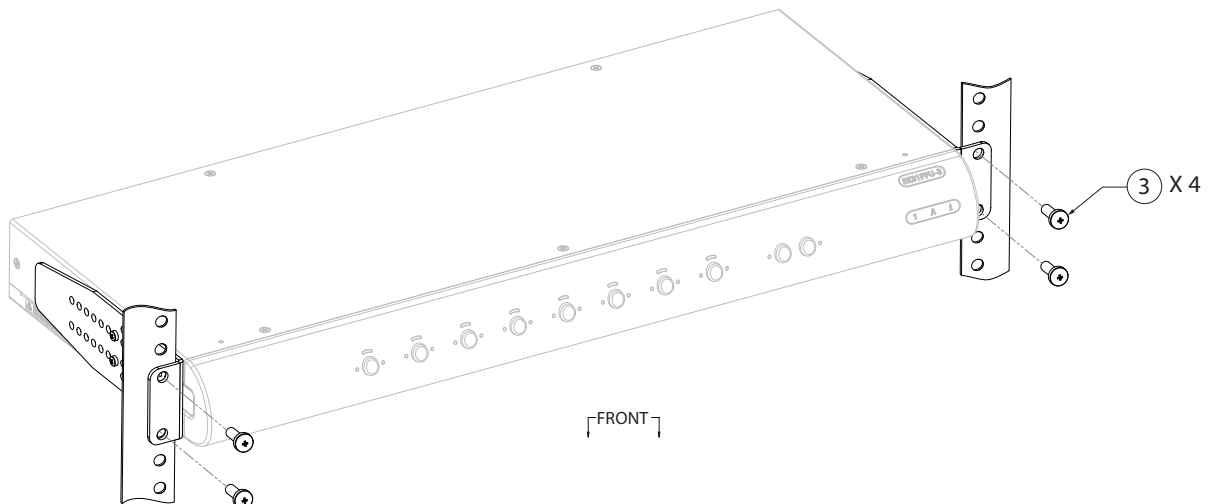
PARTS:

- ① **HMT15629 x 2** - 8P SH and DH Rack Mounting Bracket- Multi Holes
- ② **HFT10723 x 6** - Screw - M3x8mm PH Phillips DW SEMS Steel
- ③ **HFT16316 x 4** - Screw - M5x16mm Pan Head Phillips Steel DIN7985A
- ④ **HFT16317 x 6** - Screw #12x3/4" Deep Thread Wood, Philips, PH
- ⑤ **HMT21967 x 2** - HSL 1U Under the table bracket for 8P SH/MM/KM

- A** Install the brackets ① and screws ② in place.



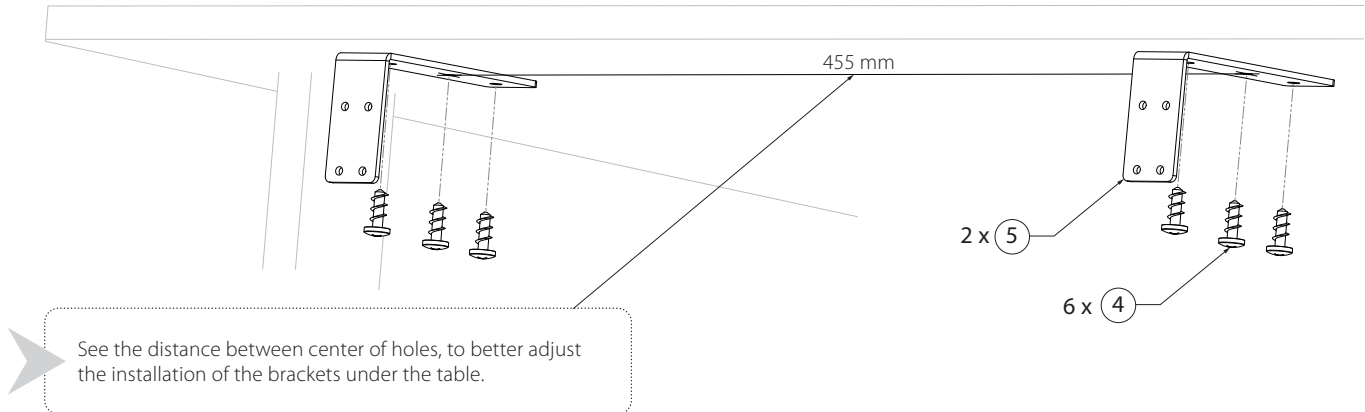
- B** Install the device in the rack mount cabinet using 4 screws ③.



Installation Instructions

Universal 1U Under the Table Rack Mount for 8P Single-Head

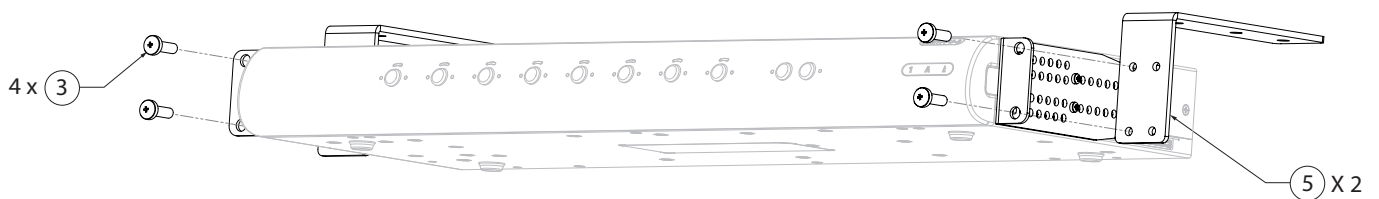
C OPTION 1 - Install the Under the table brackets (5) using 6 screws (4).



- Attach the device to the brackets (5) using 4 screws (3).



D OPTION 2 - Attach the device to the Under the table brackets (5) using 4 screws (3).



- Install the device using 6 screws (4).

