

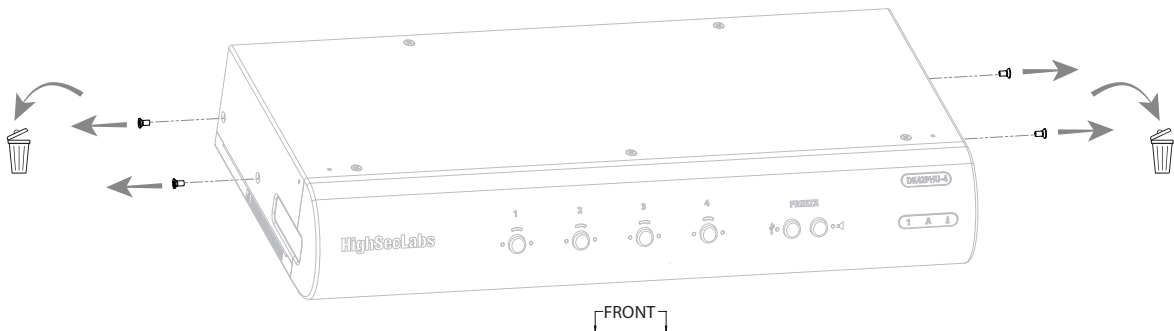
Installation Instructions

Universal 2U Rack Mount for 4P Dual-Head

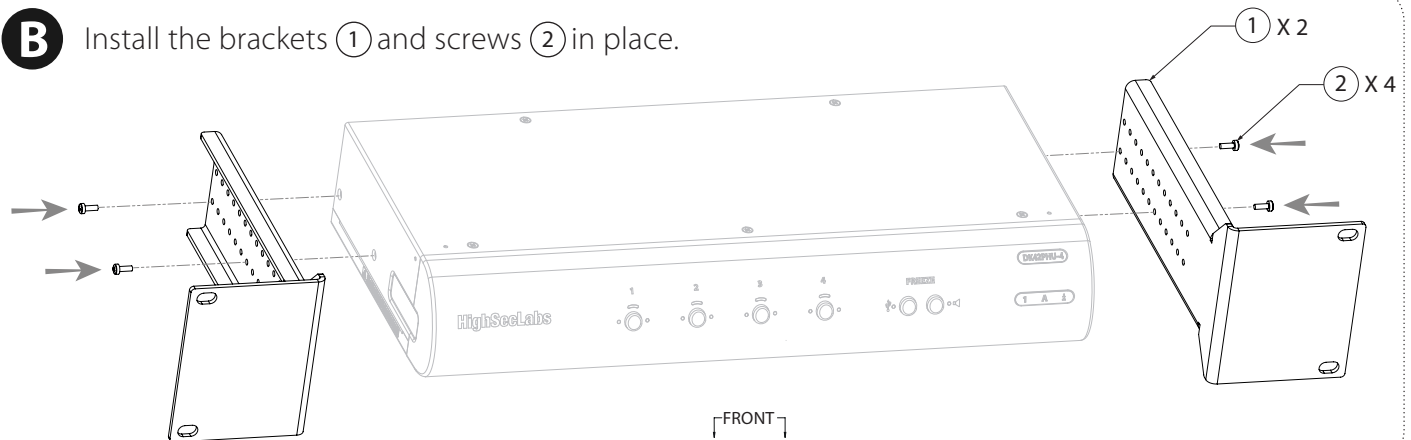
PARTS:

- ① **HMT14239 x 2** - Mounting Bracket for 4P DH units Black
- ② **HFT14889 x 4** - Screw - M2 5x7mm Phillips / Pan Head / Steel
- ③ **HFT16316 x 4** - Screw - M5x16mm Pan Head Phillips Steel DIN7985A
- ④ **HFT16317 x 6** - Screw - 12x3/4" Deep Thread Wood, Philips, PH
- ⑤ **HMT16312 x 2** - 2U Under the table bracket - for 8P DH

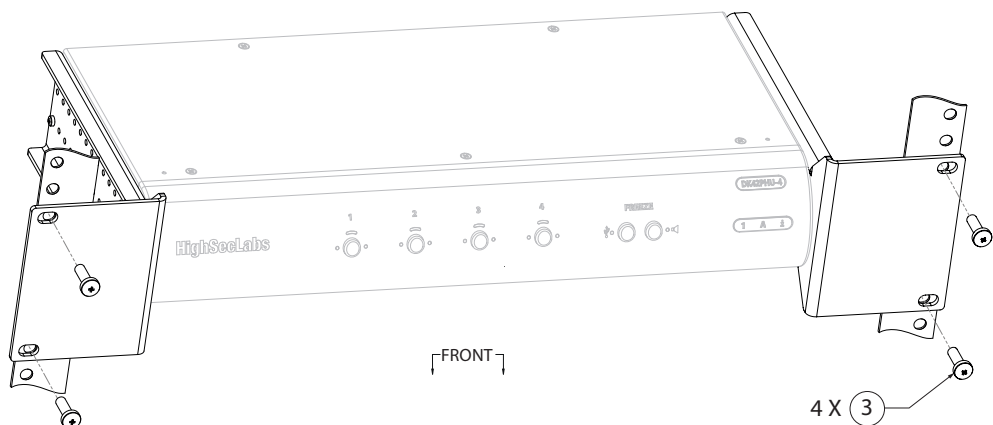
- A** Carefully remove the screws of **LEFT** and **RIGHT** sides of the device, then dispose them.



- B** Install the brackets ① and screws ② in place.



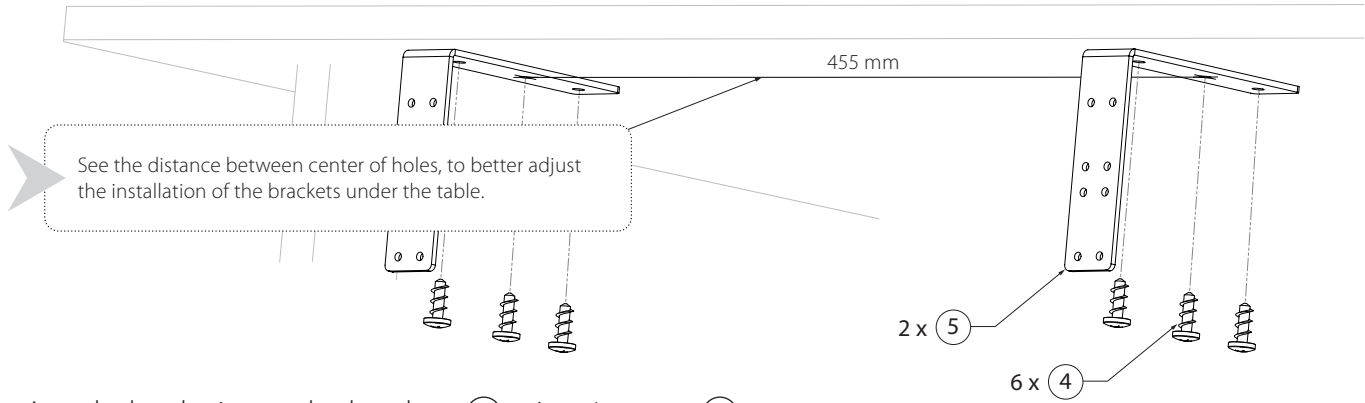
- C** Install the device in the rack mount cabinet using 4 screws ③.



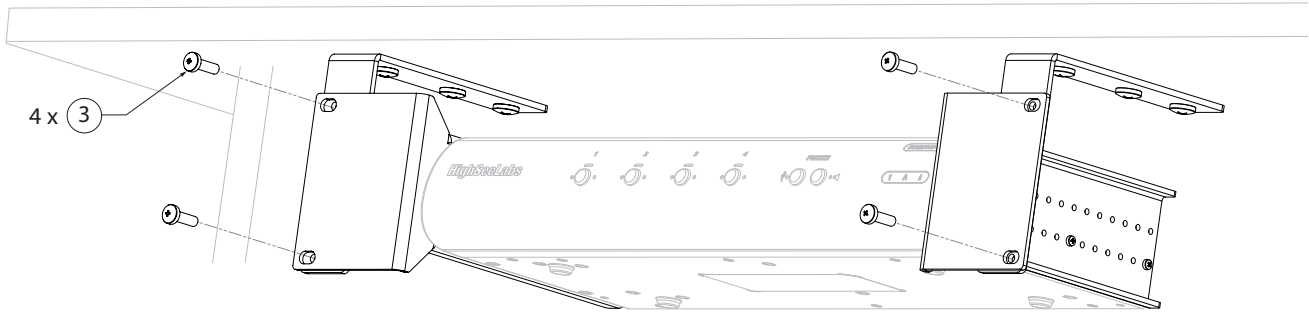
Installation Instructions

Universal 2U Under the Table Rack Mount for 4P Dual-Head

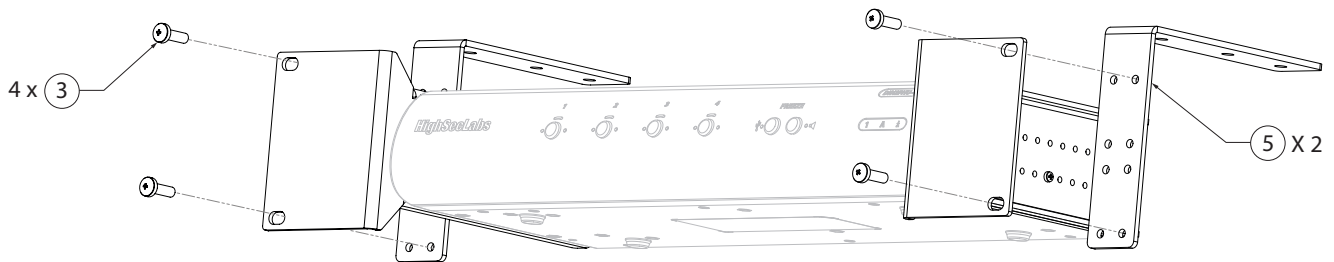
D OPTION 1 - Install the Under the table brackets (5) using 6 screws (4).



- Attach the device to the brackets (5) using 4 screws (3).



E OPTION 2 - Attach the device to the Under the table brackets (5) using 4 screws (3).



- Install the device using 6 screws (4).

